




MAKE YOUR OWN GRIZZLY BEAR FATHER'S DAY CARD

You will need: Colouring pencils • Safety scissors • Glue

Instructions:

1. Draw around your hand, following the handprint template, to create the body of the bear and colour it in.
2. Ask an adult to cut out the bear head and then stick it down over the end of the thumb with glue.
3. Ask an adult to cut along the solid black line, and then fold the card in two along the dotted line.
4. Decorate your card and add your message inside.



My dad is a grizzly bear,
but I know he's the perfect dad for me.