

THE TERRIBLE TRIO

The (not so) Superheroes

SWAPNA HADDOW

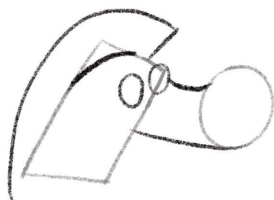
illustrated by MINKY STAPLETON

Draw ZEB!

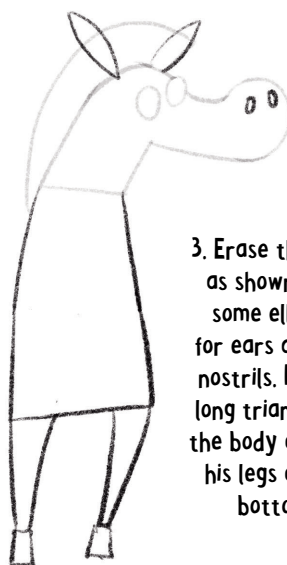
Use Minky's step by step instructions below to draw **ZEB**.
Use a pencil and have an eraser handy in case you make a mistake!




1. Draw a slanted rectangle and then a circle next to it.




2. Round the top corner of the rectangle. Connect the circle to the rectangle as indicated. Add the mane and eyes.



3. Erase the lines as shown. Add some ellipses for ears and the nostrils. Draw a long triangle for the body and add his legs at the bottom.



4. Add his stripes, T-shirt, arms and the Z on the front of his shirt. Don't forget the triangle for his teeth!



5. Now use a pen and go over your pencil lines. You can change his expression from surprise to smiling by flipping his mouth.



5. The last step is to colour his shirt, stripes, hooves and ears black. Then, shade his nose a bit. And you're all done!

